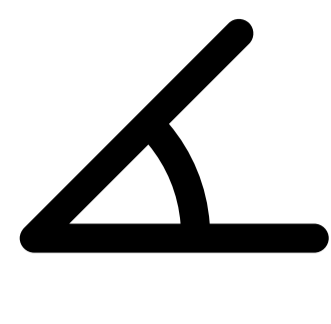


  
**38**


Diameter  
(inches)

  
**10**

Pitch  
(inches)

  
**28.2**

Maximum  
Thrust (kg)

  
**290**

Weight  
(grams)

### Product Specifications

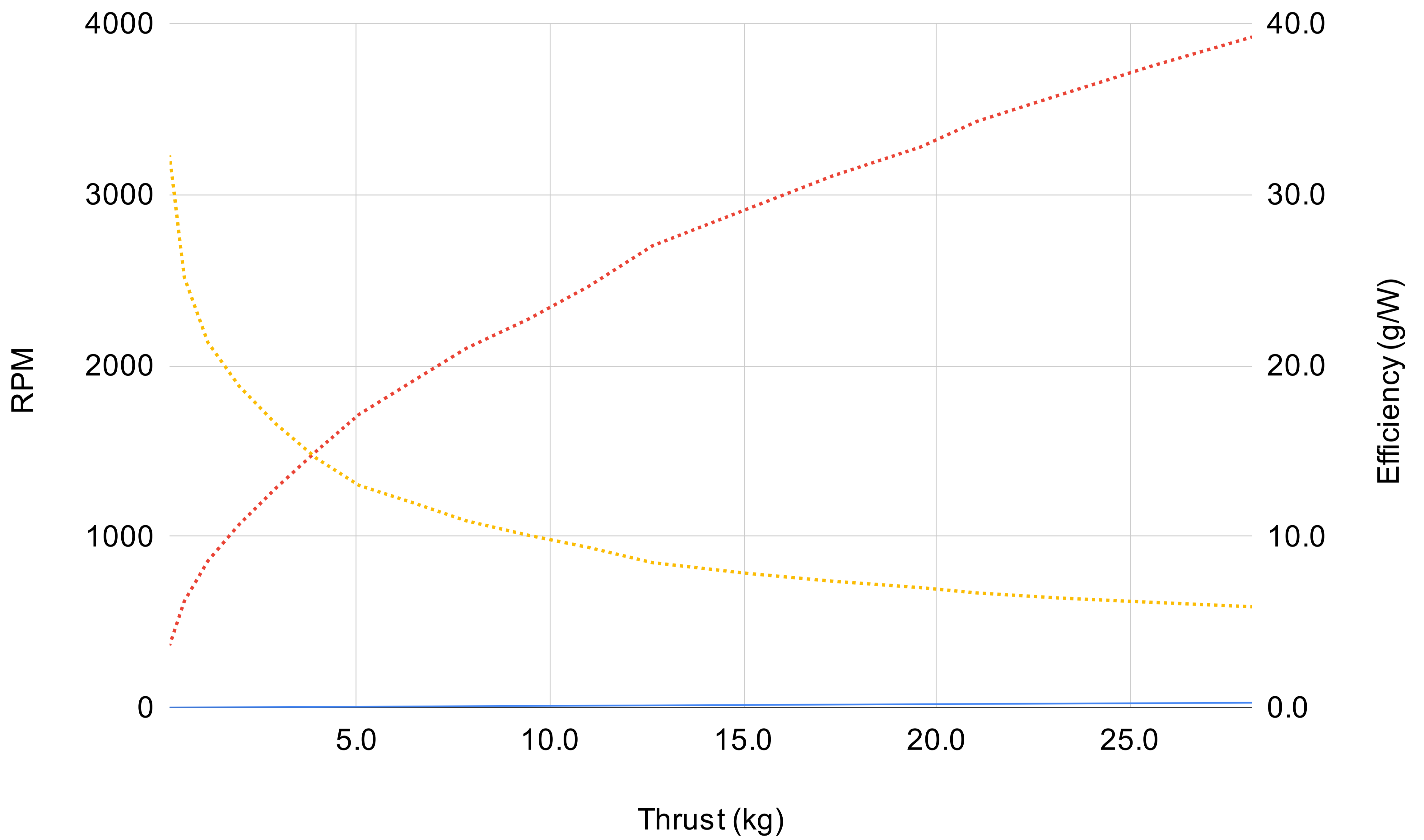
Model	SRY 38x10
Weight	255 grams
Maximum Thrust	28.2 kg @ 3900 RPM

Material	Carbon Fibre
Factor of Safety	>2.5
Operating Temperature Range	-40°C to 90°C

### Performance Chart [RPM & Efficiency (g/W) / Thrust (kg)]

■ RPM ■ Efficiency (g/W)

Bench tested at 3000ft (1km) MSL 28°C in Bengaluru



### Performance Table

RPM	Thrust (kg)	Torque (N·m)	Mechanical Power (W)	Efficiency (g/W)
1071	2.0	0.9	104	18.8
1500	4.0	1.7	272	14.6
1907	6.4	2.7	537	12.0
2271	9.4	3.9	937	10.1
2700	12.7	5.3	1493	8.5
3107	17.3	7.2	2339	7.4
3428	21.1	8.8	3141	6.7
3578	23.1	9.6	3608	6.4
3750	25.6	10.6	4151	6.2
3921	28.2	11.6	4777	5.9